

Intergalactic Bulletin #8: 441 Synchronotron - Back to Basics

The 441 Synchronotron is a vast system. This is why it is important to make sure that we have understood the basics before proceeding to the next step; otherwise we can get lost in a sea of numbers and lose sight of what this system is all about.

The next few Intergalactic Bulletins will be dedicated to going through some of the fundamentals in a systematic way. There is a vast amount of information about the Synchronotron that is yet to be released of which, for now, will be put out through the Intergalactic Bulletins. Many of the basic aspects will be repeated, but in different ways since this is a living multidimensional system.

The ultimate purpose of the daily practice is to activate the *holomind perceiver*, the seventh mental sphere or the “sixth sense.”

The holomind perceiver is the new sense organ located in our corpus callosum that is made conscious and evolved through this practice.

Philosophers and thinkers such as Pierre de Chardin had prognosticated that there would be a further evolution of the brain, which is the purpose of the Synchronotron as discovered by Valum Votan.

This system is part of a process known as *cephalization*, which refers to the evolution of the brain and brain functions through the balancing of the right and left hemispheres (see *CHC, Vol. 3*).

As the new organ of the brain, the holomind perceiver, once activated, enables us to perceive with the whole mind or perceive radially with all the senses simultaneously.

By applying these practices we are helping to evolve the brain and “switch on” the noosphere through a qualitative shift into cosmic consciousness. This entire program is based on the 13 Moon, 28-day calendar (synchronometer); it is all a function of the 13:20 timing frequency, the frequency of universal telepathy.

Though there are many numbers (base matrix units/BMUs) that can be found daily, it is important to remember that there are five daily BMUs to focus on first. These five BMUs and their number sets lay the foundation for the rest of the practices.

If you are new to this practice, see [“IntroductiontotheSynchronotron”](#), [“Introducingthe 441 Matrices”](#) and [“HowtoEnterthe 441”](#).

The five key daily BMUs are:

1. **Heptad gate**,
2. Daily calendar **time code**,
3. Psi genetic **space code**,
4. **Synchronic kin code**, and
5. **Daily master coordinating code**. (From which also can be found the cumulative frequency code, see below)

From here, you can begin to add in more numbers, but make sure that you first understand this part. The key to this whole system is based on telepathic imprinting. The purpose of working with the daily numbers is to imprint them into the holomind perceiver and to be able, ultimately, to visualize the entire matrix within your brain.

Again, it is first important to familiarize yourself with the key numbers and understand how to plug them into the holomind perceiver (HMP) to derive a “readout.”

When plugging these in you imagine that the holomind perceiver is overlaid on your corpus callosum, like a nano-chip. You can study the components in [Book of the Cube](#) for full graphics as well as the other Intergalactic Bulletins. See also [“Holomind Perceiver: What it is and How to Use it.”](#)

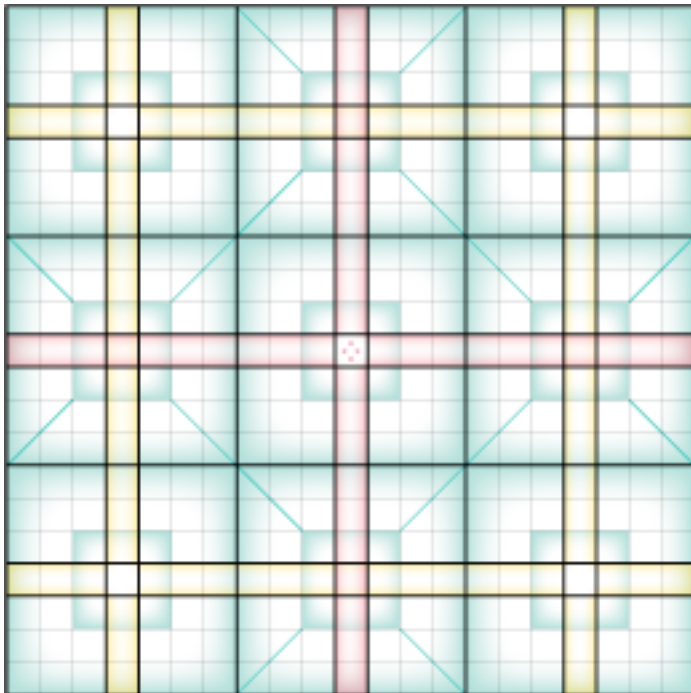
So, work with these five numbers to start, finding their properties and meanings and looking them up in the [441 dictionary](#). Once you become familiar with how this works and how to “read” them within the holomind perceiver, then you can begin to integrate more numbers into your practice. See examples of “readouts” at the end of this bulletin.

One other key to remember is that this is a spiritual practice; each number is a spiritual entity. These numbers are meant to complement whatever your spiritual practice might be. We will explore this further in upcoming Intergalactic Bulletins.

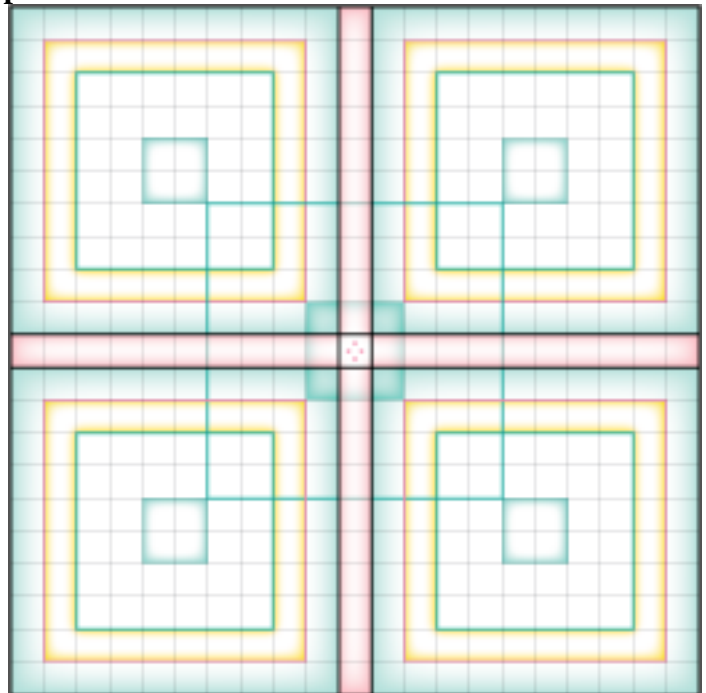
For Beginners

The first step is to familiarize yourself with each of the underlying structures of these 21 x 21 matrices. Meditate on the **pure structures** and the **numerical sequence** of each of the 441 matrices: Base Matrix, Space Matrix, Time Matrix and Synchronic Matrix.

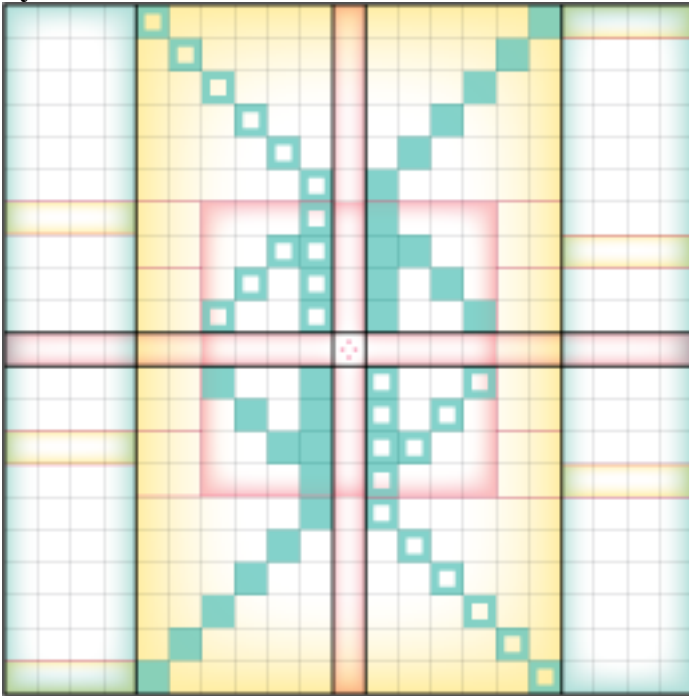
Time Matrix



Space Matrix



Synchronic Matrix



Base Matrix

41	40	39	38	37	36	35	34	33	32	31	30	29	28	27	26	25	24	23	22	21
42	117	116	115	114	113	112	111	110	109	108	107	106	105	104	103	102	101	100	99	20
43	118	185	184	183	182	181	180	179	178	177	176	175	174	173	172	171	170	169	98	19
44	119	186	245	244	243	242	241	240	239	238	237	236	235	234	233	232	231	168	97	18
45	120	187	246	297	296	295	294	293	292	291	290	289	288	287	286	285	230	167	96	17
46	121	188	247	298	341	340	339	338	337	336	335	334	333	332	331	284	229	166	95	16
47	122	189	248	299	342	377	376	375	374	373	372	371	370	369	330	283	228	165	94	15
48	123	190	249	300	343	378	405	404	403	402	401	400	399	368	329	282	227	164	93	14
49	124	191	250	301	344	379	406	425	424	423	422	421	398	367	328	281	226	163	92	13
50	125	192	251	302	345	380	407	426	437	436	435	420	397	366	327	280	225	162	91	12
51	126	193	252	303	346	381	408	427	438	441	434	419	396	365	326	279	224	161	90	11
52	127	194	253	304	347	382	409	428	439	440	435	418	395	364	325	278	223	160	89	10
53	128	195	254	305	348	383	410	429	430	431	432	417	394	363	324	277	222	159	88	9
54	129	196	255	306	349	384	411	412	413	414	415	416	393	362	323	276	221	158	87	8
55	130	197	256	307	350	385	386	387	388	389	390	391	392	361	322	275	220	157	86	7
56	131	198	257	308	351	386	355	354	353	356	357	358	359	360	321	274	219	156	85	6
57	132	199	258	309	310	311	312	313	314	315	316	317	318	319	320	273	218	155	84	5
58	133	200	259	260	261	262	263	264	265	266	267	268	269	270	271	272	217	154	83	4
59	134	201	202	203	204	205	206	207	208	209	210	211	212	213	214	215	216	153	82	3
60	135	136	137	138	139	140	141	142	143	144	145	146	147	148	149	150	151	152	81	2
61	62	63	64	65	66	67	68	69	70	71	72	73	74	75	76	77	78	79	80	1

[Click here to download printable versions of the four matrices with numbers](#)

We are dealing with four different matrices arranged in four different number sequences. When we work with and overlay these matrices it creates different effects and opens up different aspects of our consciousness.

[You can print these graphics out and fill in the numbers to begin to imprint.](#)

Study the Nine Time Dimensions

The second step is to study the **nine time dimensions** that are prevalent in all the matrices. Note the different flows/number sequences and overlays within these nine dimensions.

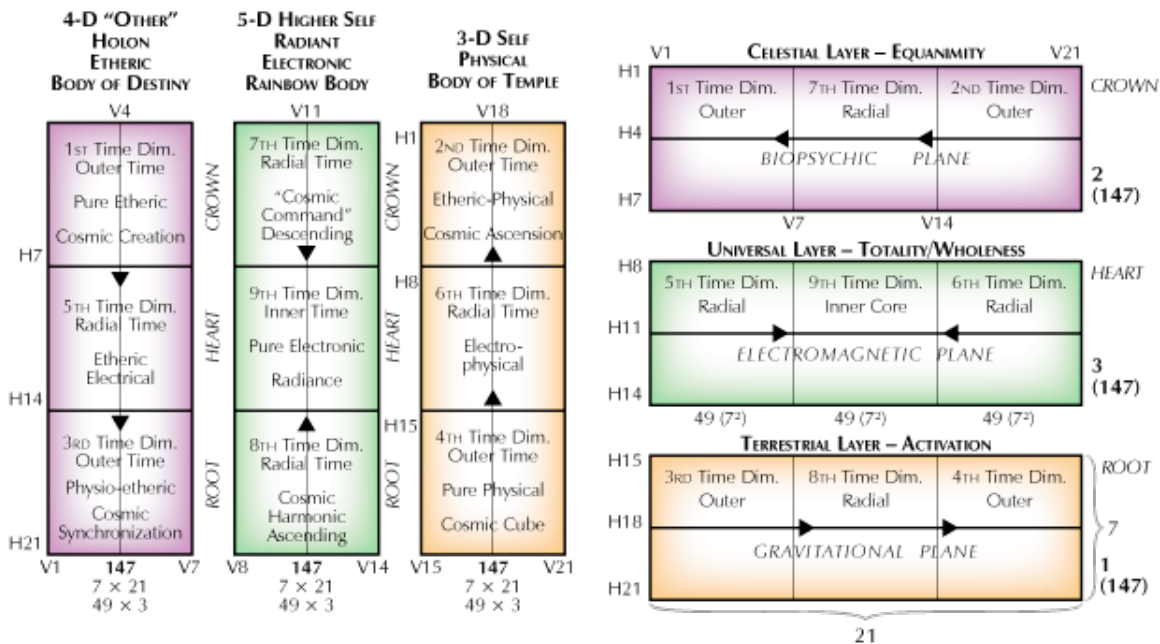
Work to memorize these so that you can call them up at will in your mind. This is **THE KEY** that forms the basic foundation for the understanding of the different overlays.

Once you become familiar with the nine time dimensions, then the location of the daily codes in the holomind perceiver will have more meaning.

Also familiarize yourself with the **seven mental spheres** and how they relate to the nine time dimensions. For further study of these mental spheres, see [Book of the Transcendence](#).

Note also the location of the **three bodies**: third-dimensional body, fourth-dimensional body and fifth-dimensional body. Each of the three bodies corresponds to three primary chakras: Crown, Heart and Root. $3 \text{ (bodies)} \times 7 \text{ (mental spheres)} = 21$. $21 \times 21 = 441$.

3 BODIES WITHIN THE NINE TIME DIMENSIONS



Becoming familiar with this fundamental underlying structure is key to unlocking the rest of these matrices and the key to "reading" and activating the seventh mental sphere: the holomind perceiver.

There are four **outer** time dimensions, four **radial** time dimensions and one **inner core** time dimension, for a total of nine time dimensions.

Of the nine gateways of the nine time dimensions:

In the inner time is the palace of wisdom: "I see from within a single eye that sees as three."

- 1, 2, 3, 4 are the times that define the cycle of galactic life
- 5th and 6th times maintain the balance
- 7th and 8th times channel the commands

The 9th time – within the secret essence sublime storehouse of cosmic electricity – coordinates all power and wisdom to be written on the Cosmic Breath blowing its commands from within the body's mystic centers, a new being to become! -Valum Votan

Just as the four quadrants created by V.11, H.11 establish the basis for the matrix of space, so the nine time dimensions establish the basis for the matrix of time.

Key to the 9 Dimensions

Outer Time Dimension 1: Upper left (V1-7, H1-7)

Function: Cosmic Creation

Crown of 4-D body

Biopsychnic plane

1st mental sphere: Preconscious. *Profound samadhi of cosmic creation.*

Outer Time Dimension 2: Upper right (V15-21, H1-7)

Function: Cosmic Ascension

Crown of 3-D body

Biopsychnic plane

4th mental sphere: Continuing conscious. *Higher mind control of cosmic ascension.*

Pleiades force field

Outer Time Dimension 3: Lower left (V1-7, H15-21)

Function: Cosmic Synchronization

Root of 4-D Body

Gravitational plane

2nd mental sphere: Sub- or Unconscious. *Informative samadhi of cosmic synchronization.*

Outer Time Dimension 4: Lower right (V15-21, H15-21)

Function: Cosmic Cube

Root of 3-D body

Gravitational plane

3rd mental sphere: Conscious. *Waking conscious mediumship of cosmic cube.*

Sirius force field

This completes the structure of the four outer time dimensions.

The four radial times are the middle matrices that unify and connect the outer time matrices and 3-D and 4-D bodies with the 5th-dimensional self and the higher electromagnetic frequency fields.

Radial Time Dimension 5: Left center (V1-7, H8-14)

Function: Connect 1st and 3rd outer time dimensions — downward flow connecting cosmic creation to cosmic synchronization.

Activating electromagnetic thermic force field (red)

Heart of 4-D body

Electromagnetic plane

5th mental sphere: Superconscious. Activating red *kuali* (spiral) energetic line of force – right-handed time.

AA Midway Station force field

Radial Time Dimension 6: Right center (V15-21, H8-14)

Function: Connect 2nd and 4th outer time dimensions — upward flow connecting cosmic cube to cosmic ascension.

Sublimating electromagnetic luminic force field (blue)

Heart of 3-D body

Electromagnetic plane

6th mental sphere: Subliminal conscious. Sublimating blue *duar* (rectilinear) energetic line

of force – left-handed time.
Antares force field

Radial Time Dimension 7: Upper center (V8-V14, H1-H7)

Function: Connect 2nd and 1st outer time dimensions – mediate celestial-biopsychoic flow from cosmic ascension to cosmic creation.

Cosmic command matrix — descending vertical time.

Crown of 5-D body

Biopsychoic plane

7th mental sphere, holomind perceiver: Radiosonic radialization of consciousness (descending).

GM108X force field

Radial Time Dimension 8: Lower center (V8-14, H15-21)

Function: Connect 3rd and 4th outer time dimensions – Mediate terrestrial-gravitational flow from cosmic synchronization to cosmic cube.

Harmonic command matrix — ascending vertical time

Root of 5-D body

Gravitational plane

7th mental sphere, holomind perceiver: Radiosonic radialization of consciousness (ascending).

Arcturus force field

Inner Core Time Dimension 9: Center (V8-14, H8-14)

Function: Omnigalactic Central Star Council: Radio tuning, transmitter and receiver station, the source of all the 441 and synchronic codes.

Heart of 5-D body

Electromagnetic plane

7th mental sphere, holomind perceiver – central

Note: The movement of all radial time is toward the center inward, which is coordinated by the mystic gates of the two 11 axes (BMUs 11, 31, 51 and 71). The movement of all outer time is a circulating horizontal-vertical or vertical-horizontal flow.

Vertical radial time mediates horizontal outer time flows.

Horizontal radial time mediates vertical outer time flows.

Note also that the 7 prime circuits connect outer and radial time. In radial time the circuits are equalized with 7 units per circuit. The ninth time dimension is self-contained.

[Click here to download a printable version of this graphic](#)

Sample Daily Readout Incorporating Holomind Perceiver Codes

Let's look at the number readouts for Spectral Moon 8, Kin 241 of the Rhythmic Wizard Year to see how we can begin to "read" the daily codes of the holomind perceiver. We will include the instructions and example of the basics, but of course, more can always be included – keeping in mind this is an extraterrestrial practice.

Study the graphic at the end of this text to understand the daily readouts, and also study "[Holomind Perceiver: What it is and How to Use it](#)". To learn how to get the daily numbers, please see "[How to Enter the 441 Cube Matrix](#)", or [Book of the Cube](#) to go more in depth.

Make your daily readouts into a work of art incorporating the different aspects of the synchronic order. You might write the numbers in different colors, incorporate different aspects of the synchronic order, or put inspiring quotes next to them, or whatever way helps you to integrate these so they come alive for you.

Note that all numbers in the holomind perceiver represent a "magnitude." All positive (+) numbers activate; and all negative (-) numbers sublimate. Note that time dimensions 7, 8, and 9 are all in the seventh mental sphere.

Here is an example of how to begin reading the holomind perceiver codes (which you integrate with the daily numbers): A meditation of the Sirian Star Council.

Spectral Moon 8 (11.8)
Kin 241, Red Resonant Dragon
White Rhythmic Wizard Year

1. Heptad Gate. Locate the daily heptad gate and write down its BMU. (Note that the 7 heptad gates are not moving variables, but are established for each day of the week/heptad.)

Heptad Gate 1: V.11, H.2 = Base Matrix Unit (BMU): 108
V.11, H.2: HMP code = UR Harmonic rune 84 "Galactic Life Whole Becomes Medium of Transmission." (Note that all the heptad gates are located on mystic 11th vertical axis, and all heptad gates correspond to one of the 48 UR Harmonic runes). Opens the second circuit and the first mental sphere: preconscious.

2. Time Matrix. Locate the 13 Moon date (i.e. 11.8) in the outer time matrix (See graphic or [click here for a printable chart](#)). Then locate this same point on the Base Matrix. Write down this number, it is the Base Matrix Unit (BMU) of the Time Matrix for today. Then find it in the HMP matrix.

Time Matrix (V.7, H.17):
BMU = 311
HMP code = +8

Here's how we can read it:

Eighth magnitude activates 6th dimensional ESP coordinate of cosmic synchronization in the 3rd time dimension. Located in the second mental sphere (sub/unconscious) on the fifth circuit: *Informative samadhi of cosmic synchronization.*

Now find all the number overlays from the three matrices (Time, Space and Synchronic) to get the Time Matrix Telepathic Frequency Index (TFI).

V.7,H.17

Time = 90; Space = 149; Synchronic = 56.

TFI = 295 (59 x 5) Fifth force Sirius constant

3. Space Matrix. Locate daily kin number on the Space Matrix. Then locate this same point in the Base Matrix. Write this number down, this is the Base Matrix Unit of the Space Matrix. Then locate these coordinates in the HMP matrix. Now find all the number overlays from the three matrices (Time, Space and Synchronic) to get the Space Matrix Telepathic Frequency Index (TFI).

Space Matrix (for kin 241) (V.13, H.16):

BMU 358 (179 x 2) 52nd order of 7.

HMP code: +9 Beta-Beta

Here is how we can read it:

Ninth magnitude activates external space of **cosmic cube** in the 8th time dimension. Located in the seventh mental sphere (holomind perceiver) on the sixth circuit: *Radiosonic radialization of consciousness (ascending)*.
Arcturus force field

Space = 241; Time = 266; Synch = 175.

TFI = 682 (341 x 2)

4. Synchronic Matrix. Locate daily kin in the Synchronic Matrix. Then find this same point in the Base Matrix. Write this number down, this is the Base Matrix Unit of the Synchronic Matrix. Then locate this same point in the HMP matrix. Now find all the number overlays from the three matrices (Time, Space and Synchronic) to get the Synchronic Matrix Telepathic Frequency Index (TFI).

Synchronic Matrix (V.17, H.1):

BMU 25 (5²)

HMP code = +3

Here's how we can read it:

Third magnitude activates external time of **cosmic ascension** in the 2nd time dimension. Located in the 4th mental sphere: Continuing consciousness — *Higher mind control of cosmic ascension*. Pleiades force field.

Synch = 241; Time = 39; Space = 309.

TFI = 589

5. Master Coordinating TFI. Now add up the three TFI's to create your daily master coordinating TFI. If it is more than 441 then subtract by nearest multiple of 441 until you get a number that is 441 or under.

295 (Time Matrix TFI) +

682 (Space Matrix TFI) +

589 (Synch Matrix TFI) = **1566**
Master Coordinating TFI = 1566 (522 x 3)

1566 - 1323 (441 x 3) = **243**
BMU = 243 (code of Valum Votan)

Locate the BMU on the Base Matrix to get the coordinates, and then locate these coordinates on the holomind perceiver.

243 = **V.4, H.6**
HMP code = -13

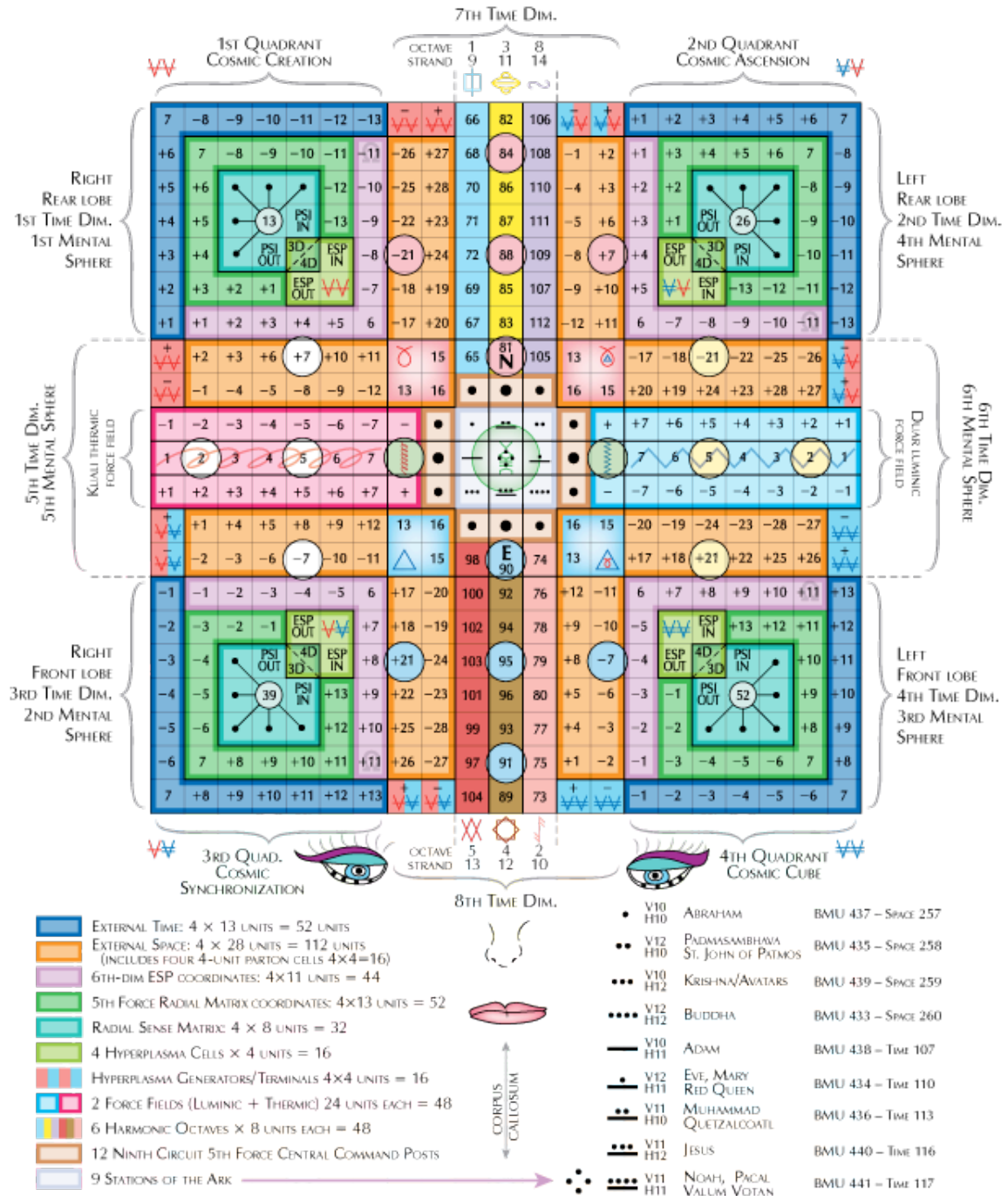
We can read this like:

Thirteenth magnitude sublimates fifth force coordinating circuit of **cosmic creation** in the 1st time dimension in the 4th circuit. Located in the 1st mental sphere: Preconscious. *Profound samadhi of cosmic creation.*

At this point you will have located **five places** on the holomind perceiver. Meditate on all the different aspects of these five positions within your brain/mental spheres. (Also, each week/heptad, for the seven days of the week you can add the daily Master Coordinating TFIs to keep track of your weekly **cumulative** frequency, which can also be reduced down to a BMU and HMP location). ... to be continued...

Kin 185, on behalf of Kin 11
1.24.11.16, Kin 249
TFI: 1353
BMU: 30 (V.1, H.12)
HMP: UR rune 106: Infinite Mind Wave floats in time.
Seventh Time dimension, first circuit of the GM108x force field
Kin eq. 53 (Quetzalcoatl)

SYNCHRONOTRON APPLICATION – HOLOMIND PERCEIVER CODES OF TIME



HOLOMIND PERCEIVER (HMP) is a function of the 441 Matrix Synchronotron. It is a “chip” of the 7th mental sphere demonstrating the radialization of consciousness. The HMP has different parts/functions radialized equal through the 4 quadrants and 9 time dimensions.

[Click here to download a printable version of this graphic](#)

